



san Luis OBispo transit

AGENDA

REGULAR MEETING

CITY OF SAN LUIS OBISPO MASS TRANSPORTATION COMMITTEE

990 Palm Street

Council Hearing Room

2:30 p.m.

Wednesday, March 11, 2009

CALL TO ORDER

Chair calls the meeting to order.

ROLL CALL OF COMMITTEE MEMBERS AND STAFF

Chair: Susan Rains

Vice-Chair: Denise Martinez

Committee Members:

Denise Martinez	(Disabled)	Margaret Crockett	(Member at Large)*
Susan Rains	(Cal Poly)	Kathy Howard	(Alternate)
Tracey Amundson	(Student)	D. Gregg Doyle	(Technical)
Stanley Yucikas	(Business)	Elizabeth Thyne	(Alternate)
Robert Wolf	(Senior)		

Staff: John Webster, Sr., Transit Manager
Tim Bochum, Deputy Director of Public Works
Dee Lawson, Transportation Assistant

ANNOUNCEMENTS:

PUBLIC COMMENTS

10 min.

At this time, members of the public may address the Committee on items not on the agenda, **not to exceed three minutes per person**. Items raised are generally referred to the staff and, if action by the committee is necessary, may be scheduled for a future meeting.

The Chair will provide the opportunity for the public to address items on the agenda.

Service Complaints: Complaints regarding bus service or routes are to be directed to the Transportation Assistant at 781-7531. Reports of complaints/commendations are available to the public upon request.

A. CONSENT ITEMS

Consent Items can be approved by a single vote by the Committee. Any member of the Committee can pull and discuss any individual consent item.

- A-1 Approval of January 14, 2009 Regular Meeting Minutes and February 18, 2009 Special Meeting Minutes. 5 min

B. DISCUSSION ITEMS

- B-1 State, Federal and SLORTA budget funding update 15 min
- B-2 Smoking at Bus stops 15 min
- B-3 Fare Modification info 15 min

C. ACTION ITEMS

- C-1 MTC Bylaw changes 10 min
- C-2 Approve American Recovery & Reinvestment Act (ARRA) Program of Project recommendations from Central UZA Committee if available. 20 min

D. INFORMATION ITEMS

D-1 Transit Manager's Report (with attachments) 15 min.

D-2 Operating - Performance Reports (Attachment "A") 15 min.

MEMBER'S COMMENTS 10 min

NEXT MEETING DATE/LOCATION

May 13, 2009 Council Hearing Room

ADJOURNMENT



Item: A-1

TO: Mass Transportation Committee

FROM: John Webster, Transit Manager

SUBJECT: APPROVE REGULAR AND SPECIAL MEETING MINUTES

RECOMMENDATION:

Approve January 14, 2009 regular MTC meeting minutes and February 18, 2009 Special MTC Public Hearing meeting minutes

G:\Transportation-Data_Unsorted Stuff\Transportation\Transportation Committees\MTC Committee\FY 2009\MARCH 11-2009 REGULAR MEETING\1A-AGENDA ITEM A-1 REG MEETING MARCH 11-2009 APPROVE MINUTES COVER SHEET.doc

**CITY OF SAN LUIS OBISPO
MASS TRANSPORTATION COMMITTEE
REGULAR MEETING
919 PALM ST.
WEDNESDAY, JANUARY 14, 2009
DRAFT MINUTES**

CALL TO ORDER:

Chairperson Susan Rains called the meeting to order at 2:30 p.m.

ROLL CALL

Present: Susan Rains, D. Gregg Doyle, Denise Martinez, Margaret Crockett,
Robert Wolf, Elizabeth Thyne, and Stanley Yucikas

Absent: Tracey Amundson, Kathy Howard

Staff: John Webster, Tim Bochum, Dee Lawson

ANNOUNCEMENTS

There were no announcements.

PUBLIC COMMENTS

There were no public comments.

A. CONSENT ITEMS

**A-1. Approval of November 12, 2008 Regular Meeting Minutes and
December 9, 2008 Special Meeting Minutes**

Ms. Rains requested that the ANNOUNCEMENTS section of the November 12, 2008 minutes be amended to read "...Cal Poly Student and Cal Poly Representative" positions.

Ms. Martinez requested that the language in her Member Comment be amended to read "Ms. Martinez suggested that customer service and relations training needed to be better addressed for transit staff and drivers."

Mr. Wolf corrected the December 9, 2008 minutes regarding Route 2 modifications to read “Los Verdes Park areas.”

Ms. Crockett moved to approve both sets of minutes as amended.

Ms. Martinez seconded the motion.

The motion passed unanimously.

B. DISCUSSION ITEMS

B-1. SLO Transit Website - Marketing

Mr. Webster discussed the transit website marketing and web page. He suggested the MTC review other transit web pages for design and content ideas to submit for consideration of inclusion.

He noted that changes and maintenance of a more extensive, interactive website would require someone dedicated to maintaining the website. He suggested perhaps coordinating with the person who handles the SLORTA or Regional Rideshare site.

He noted there was a remaining marketing budget of approximately \$19K which could be strategically used for this project as well as continuing a collaborative marketing approach with the other transit agencies.

There was MTC discussion on the need for Internet interaction of transit information and email lists, etc. and members agreed to send staff email suggestions and to ultimately form an ad hoc committee to investigate ways to utilize distribution lists and networks.

C. ACTION ITEMS

C-1. Start SLO Transit Fare and Pass Increase Process

Mr. Webster and Mr. Bochum discussed the last fare increase in 2003 and current budget issues, including funding reductions, rising fuel costs and farebox and service ratios.

Staff discussed the submitted fare increase chart, allowing that the senior/disabled pass increase would be the most challenging to address.

Mr. Yucikas felt there were too many pass options and suggested keeping only the 3-day pass and price it more attractively.

Mr. Wolf felt a reduced fare should be available to verified low-income residents.

Louise Justice, 3000 Augusta, was concerned about raising fares if services were going to be reduced and submitted letters expressing concerns about modifications to Routes. 1

and 3. She also stated that the Ride-On shuttle was being discontinued and seniors would be relying on buses more and did not favor increases to senior rates.

The MTC recommended a special public hearing meeting to be held on February 18 from 4p – 6p.

Ms. Crockett moved to recommend that Council establish a public hearing on fare increases to be held on or about February 18, 2009.

Mr. Doyle seconded the motion.

The motion passed unanimously.

C-2. Review/Approve Short Range Transit Plan Draft

Staff recapped the process and report and asked MTC to consider the report and system impact in light of the next five years.

There was general MTC discussion.

Mr. Doyle moved to recommend that the report contain direction that when the plan was implemented, Routes 1 and 3 operate north (clockwise) on Laurel Lane.

Ms. Martinez seconded the motion.

The motion passed unanimously.

Mr. Yucikas moved to recommend the modified plan be adopted and forwarded to the Planning Commission for review and approval.

Mr. Doyle seconded the motion.

The motion passed unanimously.

D. INFORMATION ITEMS

D-1. Transit Manager's Report

D-2. Operating – Performance Report

Mr. Webster noted that ridership has continued to increase even with fuel costs being much lower than earlier in the year and that in December, there was a 50% increase over December of 2007. Mr. Webster reviewed the various attachments and system information and answered Board member questions.

The meeting adjourned at 4:15 p.m. to the next regular meeting on Monday, March 11, 2009 at 2:30 p.m. in the Council Hearing Room.

Respectfully submitted,

Lisa Woske, Recording Secretary

**CITY OF SAN LUIS OBISPO
MASS TRANSPORTATION COMMITTEE
COUNCIL HEARING ROOM
995 PALM ST.
SPECIAL MEETING-PUBLIC HEARING
WEDNESDAY, FEBRUARY 18, 2009
DRAFT MINUTES**

CALL TO ORDER:

Chairperson Susan Rains called the meeting to order at 4:35 p.m.

ROLL CALL

Present: Susan Rains, D. Gregg Doyle, Denise Martinez, Margaret Crockett,
Robert Wolf, Elizabeth Thyne, and Stanley Yucikas

Absent: Tracey Amundson, Kathy Howard

Staff: John Webster, Tim Bochum, Dee Lawson

ANNOUNCEMENTS

Council liaison Jan Marx introduced herself.

PUBLIC COMMENTS

There were no public comments.

A. CONSENT ITEMS

There were no consent items.

B. DISCUSSION ITEMS

There were no discussion items.

C. ACTION ITEMS

C-1. Public Hearing on Proposed Fare Modifications

Mr. Webster and Mr. Bochum discussed current budget issues, including funding reductions, rising fuel costs, performance standards and farebox and service ratios. Staff outlined the proposed fare increases.

Michelle Mason, Laurel Lane resident, would prefer fares increases rather than service cuts. She suggested gaining revenue through parking garage and meter increases and commercial advertising on buses.

Louise Justice, 3000 Augusta, discussed the senior/disabled fare increases and suggested phased increases.

Staff discussed existing budget line items to possibly be re-allocated to offset fare increases.

Staff noted that evening service would need to be re-examined, as the pilot program was funded through a grant and farebox funds were not covering the costs.

Mr. Yucikas suggested Cal Poly students pay an evening service surcharge; Mr. Webster noted that 60% of evening service riders were Cal Poly students and this could be looked at as the original STA funding will be expended by the end of this Fiscal Year..

Mr. Wolf favored proposed fare increases in general and agreed with increasing the senior age limit from 62 years of age to 65 years of age. He noted that the original senior/disabled fare was set particularly low.

Ms. Martinez stated she supported fare increases and favored a gradual, phased approach if possible.

Mr. Yucikas supported the need for fare increases and felt the fares should be matched to RTA to better facilitate transfers between county transit systems, which would expanded service network.

Mr. Doyle felt more drastic "big picture: actions were required and suggested an Ad Hoc committee re-examine bus advertising. He favored all the rates as proposed, agreed with Cal Poly students paying an evening service surcharge, and felt the 5-day pass should be priced at \$10.00. He did not feel increases should be phased in and all increases should be implemented by May 1, 2009.

Mr. Doyle moved to approve the staff recommendations as proposed, amending the report to reflect a \$10 price for a 5-day pass and that these increases should be implemented by May 1, 2009 if possible.

MTC AGENDA ITEM A-1 REGULAR MEETING MARCH 11, 2009

Mr. Yucikas seconded the motion.

The motion passed unanimously.

Members requested staff provide additional ridership, fare and pass data for March meeting.

Tim Bochum advised there may be a need for another special meeting in April depending on direction from Council at the public hearing. Staff would look to a toolbox approach in order to meet basic services if necessary.

The meeting adjourned at 6:15 p.m. to the next regular meeting on Monday, March 11, 2009 at 2:30 p.m. in the Council Hearing Room.

Respectfully submitted,

Lisa Woske, Recording Secretary



Item: B-1

TO: Mass Transportation Committee

FROM: John Webster, Transit Manager

SUBJECT: STATE AND FEDERAL FUNDING UPDATES

Background

Staff will provide updated information regarding anticipated State funding reductions, SLORTA Operation and Maintenance budgets and Federal Stimulus preliminary apportionments.

Discussion

Possible affects on FY 2009-10 SLO Transit Service AND Capital projects

G:\Transportation-Data\Unsorted Stuff\Transportation\Transportation Committees\MTC Committee\FY 2009\MARCH 11-2009 REGULAR MEETING\2-AGENDA ITEM B-1 REG MEETING MARCH 11-2009 STATE FUNDING UPDATE COVER SHEET.doc



Item: B-2
TO: Mass Transportation Committee
FROM: John Webster, Transit Manager
SUBJECT: SMOKING IN BUS STOP COMPLAINTS

Background

Staff has received some recent complaints from non smoking passengers regarding smoking at bus stops and in shelters especially during inclement weather. Staff is investigating the existing verbiage in City Ordinance 1172 Section 8.16.030 where it states: Smoking shall be prohibited in the following places: A. Elevators, museums, libraries, galleries, *public transportation facilities open to the public...*” and if this includes bus stops and shelters.

Discussion

Provide direction for staff.



Item: B-3
TO: Mass Transportation Committee
FROM: John Webster, Transit Manager
SUBJECT: FARE MODIFICATION INFO

Background

Staff will provide additional operating, ridership, fare and pass sale data for YTD FY 2008-09 as requested as part of the February 18, 2009 Public Hearing

Discussion

Provide direction for staff.



Item: C-1
TO: Mass Transportation Committee
FROM: John Webster, Transit Manager

SUBJECT: MTC BYLAW CHANGES

STAFF RECOMMENDATION

1. Review and approved recommended MTC By-law changes as proposed

Background

In accordance with Council regulations, each advisory body is required to review its By-laws on a biennial basis. This review is due in 2009. At the same time, Council is asking the members of the MTC to incorporate the revisions included in the attached legislative draft regarding residency requirements.

Discussion

Staff is also recommending changing the date for the Chair and Vice Chair election meeting from June to May to better coincide with the MTC meeting schedule and the new location in the Council Hearing Room.

DRAFT BYLAWS

**MASS TRANSPORTATION COMMITTEE
CITY OF SAN LUIS OBISPO**

(Revised 7-3-07 Per Resolution No. 9916 2007 Series)

ARTICLE 1. PURPOSE

The purpose of the Mass Transportation Committee is to advise City staff and the City Council on all matters related to public transportation in San Luis Obispo (buses, trolley, and taxi).

ARTICLE 2. COMMITTEE MEMBERSHIP

The Committee has seven voting members, consisting of one Cal Poly employee designated by Cal Poly and one Cal Poly student representative designated by Associated Students, Inc. (ASI); one senior citizen (62 years of age or older); one person from the business community; one person with technical transportation planning experience; one disabled person; one member-at-large, and one student. In addition, when possible, two Alternate members selected from the general public will be appointed. The Cal Poly representatives are exempt from the residency requirements. All other members must be residents and registered voters of the City.

~~The Mass Transportation Committee shall have seven members and shall consist of one person from California Polytechnic State University, San Luis Obispo; one senior citizen; one student representative; one person from the business community; one person with technical transportation planning experience; one disabled person; and one person from the general public.~~

~~In addition to the above seven voting member representatives, the MTC shall have two alternate members selected from the general public.~~

ARTICLE 3. TERMS OF OFFICE

Committee members will be appointed by the City Council to staggered terms of four years. Committee members will serve at the pleasure of the City Council. Any Committee member may be reappointed, providing no appointee serves more than two consecutive terms (8 years). A member who has served 8 years can be reappointed after a one year absence from the Committee.

ARTICLE 4. MEETINGS

- A. The Committee will hold a regular meeting at least quarterly.
- B. The Committee will approve an annual regular meeting schedule by June of each year.
- C. The Committee meetings will be open to the public and held at the Community Development Conference Room, downstairs of Council Hearing Room, City Hall, or other previously announced locations.

Updated 7/3/2007

- D. A quorum will consist of a majority of the established Committee members.
- E. All actions of the Committee will be decided by a majority vote or consensus and will be directed through the committee chair.
- F. Minutes of each meeting will be available as a public record in the Public Works Department.
- G. The Chairperson or any four members of the Committee may call a special meeting, provided that a week's prior notice is given in writing to each member.
- H. All Committee meetings will be conducted in accordance with City practices, customs, and policies. Roberts Rules of Order, Newly Revised, may be used as a guideline.
- I. All members present must vote, except when abstaining due to a declared conflict of interest. A failure or refusal to vote when present (except for a declared conflict of interest) will be construed as an affirmative vote.
- J. Any member with a declared conflict of interest will not vote or participate in any discussion of any item or in any manner attempt to influence the decision on that item.
- K. If, or when a voting member of the MTC is absent from an MTC meeting, one of the Alternate members shall take the place of the voting member in order to maintain as many voting members as possible. If only one voting member of the MTC is absent, choice between the two alternates will be decided by a fair game of chance such as a coin flip or role of the die performed by the Chairperson of the MTC.

ARTICLE 5. SUBCOMMITTEES

Subcommittees consisting of less than a quorum of the Committee can be appointed as needed by the Chairperson.

ARTICLE 6. OFFICERS

- A. The officers will consist of a Chairperson and Vice-Chairperson who will be elected at the Committee meeting in ~~June-May~~ for one year terms that commence the first meeting of the next fiscal year.
- B. The Chairperson will preside over all meetings of the Committee, prepare (with the assistance of staff) all meeting agendas and perform such duties as directed by the Committee.

- C. The Vice-Chairperson will serve in the absence or incapacity of the Chairperson.

ARTICLE 7. POLICIES

The Committee adopts policies as stated in the City of San Luis Obispo Advisory Body Handbook, incorporated herein by reference.



Item: C-2
TO: Mass Transportation Committee
FROM: John Webster
SUBJECT: 2008-09 Program of Projects (POP)

RECOMMENDATION:

Approve the 2008-09 ARRA Program of projects if available

Background

Since the 1990 census, the City has been classified as an urbanized zone area (UZA) and is eligible to receive Federal Transit Administration (FTA) formula grants for operating and capital assistance. To apply for these grants, the Council must annually:

1. Publish the Program of Projects (POP);
2. Hold a public hearing on the proposed POP for federal transit assistance;
3. Seek approval by the San Luis Obispo Urbanized Zone Area Technical Committee;
4. Adopt a resolution authorizing the Public Works Director to file a grant application and execute the grant agreement; and
5. Forward the approved POP to San Luis Obispo Council of Governments (SLOCOG) for review and amendment into the Federal Transportation Improvement Program (FTIP).

NEW FEDERAL STIMULUS PROGRAM

I. Overview

The American Recovery and Reinvestment Act of 2009 (ARRA) provides new funding for, among many other categories, public transportation capital projects. This legislation includes three separate capital investment programs for public transportation. Because of the purposes of the legislation, it presents both opportunities and responsibilities for those who provide public transportation throughout the United States.

The ARRA includes a total of \$8.4 billion in General Fund dollars for public transportation, appropriated for three different programs: 1. Transit Capital Assistance, 2. Fixed Guideway Infrastructure Investment, and 3. Capital Investment Grants (New/Small Starts). The ARRA specifies that funds are to be used only for capital expenditures. Basis for Formula Apportionment of the \$6.9 billion available, \$5.44 billion is apportioned to UZAs based on 49 U.S.C. section 5336. Different formulas apply to UZAs with population and population density of 200,000 or more and to UZAs with populations less than 200,000. For UZAs



with 50,000 to 199,999 in population like San Luis Obispo, the formula is based solely on population and population density. For UZAs with populations of 200,000 and more, the formula is based on a combination of bus revenue vehicle miles, bus passenger miles, fixed guideway revenue vehicle miles, and fixed guideway route miles, as well as population and population density.

Funding Estimate

Under ARRA, the Federal share of a Transit Capital Assistance grant is up to 100 percent of the net project cost of capital projects in other words no local match is required. The San Luis Obispo Central UZA amount was posted in the Federal Register (Page 9678/vol.74, No.42) on March 5, 2009 in the amount of \$1,323,660.

Development of the Program of Projects

FTA requires a public hearing on the POP using ARRA funds to notify the public how the UZA will spend its FTA grants and provide the public an opportunity to comment on those recommendations. This public hearing is a FTA requirement and will allow the SLO UZA to receive FTA grant reimbursements up to \$1,323,660. The San Luis Obispo Urbanized Zone Area Technical Committee is expected to meet on March 10, 2009 to review and approved the project list which will be submitted to the MTC on March 11, 2009 if available.

Potential Program of Projects under evaluation:

1. **EDAPTS Replacement:** Digital Recorders Inc (DRI)-Automatic Vehicle Locator (AVL) and internet passenger access system using live time signage at bus stops and shelters .
2. **Augment Existing FTA Grant:** Increase \$375k existing grant to purchase a hybrid-diesel or high capacity double-deck style bus. This may also be considered as a stand along project or using Prop 1B funds to augment without using ARRA funds.
3. **Transit Facility fuel tank:** Install above ground diesel fuel tank and fuel island
4. **GFI Fare Box upgrade:** Install newer GFI Odyssey model validating style fareboxes on all revenue fleet vehicles.
5. **Trunking Radio system:** Install a new trunking radio system on transit vehicles and at facility dispatch center that would allow access to other city departments including Police and Fire.
6. **BRT signal timing:** Develop a cost-effective method for city-wide traffic signal pre-emption and signal priority by transit and other emergency and vehicles equipped with advanced vehicle location technologies where centralized traffic control systems are available.



7. **Preventive Maintenance:** Utilize funding to pay for some preventive costs in FY 2009-10
8. **Cal Poly Bus stop project:** Use some funding to construct new bus stops along Perimeter Road and Grand Ave due to the closing of bus stops at UU and Mott Gym.
9. **Bus Stop Improvements:** Install additional shelters, signs and lighting at selected bus stops.
10. **Trolley replacement:** Replace recently retired gasoline model
11. **Transit Facility improvements/transit staff vehicles:** Replace one overhead door to accommodate Double deck style bus. Replace one staff vehicle with hybrid/CNG or 100% electric engine.

FISCAL IMPACT

There would not be any impact to the City of San Luis Obispo General fund. No TDA funding is anticipated as there is not any local match required.

Final Staff Recommendation will be made after the UZA meeting on March 10, 2009 and presented to the MTC members and public as a handout on March 11, 2009 if available.

FEDERAL TRANSIT ADMINISTRATION
TABLE 2

AMERICAN RECOVERY AND REINVESTMENT ACT OF 2009- TRANSIT CAPITAL
ASSISTANCE AND SECTION 5340 URBANIZED AREA APPORTIONMENTS

*(The total available amount (or a program is based on funding made available under the
ARRA for Public Transit, 2009 - P.L. 111-5)*

URBANIZED AREA STATE APPORTIONMENT

*Amounts Apportioned to State Governors/or Urbanized
Areas 50,000 to 199,999 in Population*

ALABAMA	<u>\$11,112,669</u>
Anniston, AL	1,032,870
AUburn,AL	954,040
Decatur, AL	906,873
Dothan, AL	870,715
Florence, AL	1,093,785
Gadsden, AL	656,964
Montgomery, AL	3,526,918
Tuscaloosa, AL	1,870,524
ALASKA	<u>\$763,234</u>
Fairbanks, AK	763,234
ARIZONA	<u>\$5,295,617</u>
Avondale, AZ	1,333,602
Flagstaff, AZ	989,946
Prescott, AZ	1,031,987
Yuma, AZ--CA	1,940,082
ARKANSAS	<u>\$7,511,234</u>
Fayetteville--Springdale, AR	2,803,208
Fort Smith, AR--OK	1,845,928
Hot Springs, AR	744,481
Jonesboro, AR	778,925
Pine Bluff, AR	967,502
Texarkana, TX--Texarkana, AR	371,190
CALIFORNIA	<u>\$75,286,909</u>
Atascadero--El Paso de Robles (Paso Robles), CA	935,580
Camarillo, CA	1,379,610
Chico, CA	1,813,957
Davis, CA	1,975,933
El centro, CA	1,221,911
Fairfield, CA	3,134,985
Gilroy-Morgan Hill, CA	1,598,470
Hanford, CA	1,468,346
Hemet, CA	2,505,051
Livermore, CA	1,859,406
Lodi, CA	2,054,603
Lompoc, CA	752,123
Madera, CA	1,182,667
Manteca, CA	1,299,009
Merced, CA	2,485,982
Napa, CA	1,905,158
Petaluma, CA	1,392,821
Porterville, CA	1,301,660
Redding, CA	1,670,987
Salinas, CA	4,721,366
San Luis Obispo, CA	1,323,660
Santa Barbara, CA	4,589,601
Santa Clarita, CA	3,883,135
Santa Cruz, CA	3,404,708
Santa Maria, CA	2,864,037
Seaside--Monterey--Marina, CA	2,832,360
Sierra Valley, CA	3,034,749
Tracy, CA	1,711,239
Turlock, CA	1,754,117



TO: Mass Transportation Committee

FROM: John Webster, Sr., Transit Manager

DATE: March 11, 2009

SUBJECT: Transit Manager's Report
AGENDA ITEM D1

The Transit Manager's Report will include highlights of the following activities and issues from January-February 2009 and Ridership data from December 2008-January 2009.

- **Ridership report (Attachment "A")** Staff has included additional performance reporting as part of this package and is looking for direction from the committee as to any other data or graphs that would be beneficial for committee review at future meetings.
- **Contractor issues:** The Transit Manager and Transportation Assistant are working closely with First Transit Staff to improve reporting, data collection and accuracy. City staff has expanded work with a consultant to transition from excel to access for collecting and reporting FY 09 data to include reports generated by First Transit. The Transit manager is continuing to monitor bus on-time performance using Efficient Deployment of Advanced Public Transportation Systems (EDAPTS) and is working on a new tracking spreadsheet and is hopeful that a replacement system might be able to be funded using the Federal Stimulus grants. Staff is working closely with First Transit to reduce and eliminate the reason for late trips and are confident procedures have been implemented to improve performance.
- **Contractor Liquidated Damages: Refer to report card (Attachment "A")**
- **SRTP Update status:** Staff is waiting for the initial internal review by the Planning Commission before it is placed on their agenda for formal review.



We expect to be able to ultimately bring to the Mayor and Council for public Hearing before the end of this fiscal year on June 30, 2009

- **Bus Replacement:** Our six new vehicles (2-35 ft and 4-40 ft) have been placed in service and there have not been any major mechanical issues thus far.
- The Transit Manager is continuing to work on the Implicit Purchase Pooling Solutions National Joint Vehicle Cooperative Procurement Pilot Project (CPPP). This project utilizes a 90/10 % funding split of Federal/Local match and staff is evaluating using Federal Stimulus Grants to augment available funding. This might allow for consideration of a double deck style high capacity bus from Alexander-Dennis. Any award for bus purchases for SLO Transit would have to be approved by SLO Mayor and Council.
- **Surplus vehicles:** Our pre-1997 transit buses are under review for designation as surplus or contingency due to the arrival of the six new Gillig Low floor Models.
- **SLORTA** Staff will update as part of agenda item B-1. If MTC members experience issues or receive complaints or other comments regarding SLORTA service please forward them to the Transit Manager for review.
- **Transit Operators Group meeting:** SLO Transit and City staff regularly participates with other local transit operators to exchange information and the coordination of Transit services. Tim Gillham with SLOCOG serves as the meeting coordinator.
- **Region Wide Fare Improvement study:** As part of the recommendation SLORTA introduced their new Day pass (\$4.50) on February 1st which is acceptable and sold on our SLO Transit system as well as the free VIP pass for passengers 80 years and older. Other issues being studied include increased system marketing and consistent, standardized fare media, policies and system materials, expanded fare media purchase options, and revenue sharing.



- **Prop 1B 2008-09 cycle**-We received a recommendation from SLOCOG staff to award \$342,000 in anticipated Prop 1B funding for use by SLO Transit as part of an agreement to allow SLORTA to use 200k from Central UZA FTA 5307 funds to cover anticipated operating deficits in this FY. Our initial application requested 400k for an EDAPTS replacement system and we anticipate using some Federal Stimulus to complete this important project.

- **Capital Projects:**
The following projects are under evaluation using FTA 5307 Stimulus American Recovery & Reinvestment Act (ARRA) Program funds:
 1. DRI-live time AVL and internet passenger access system replacing the existing EDAPTS
 2. Augment Bus Procurement for hybrid or double deck style bus
 3. Transit Facility fuel tank installation
 4. Bus Farebox upgrade-GFI Odyssey models
 5. Bus radio trunking system
 6. BRT-signal timing
 7. Preventive Maintenance
 8. Cal Poly Bus stops
 9. Trolley replacement
 10. Transit staff vehicle replacement and facility modifications

Staff is hoping to convene the Central UZA committee on March 10th and to bring recommendations for review and approval at our March 11, 2009 meeting (Refer Agenda item C-2 if available)

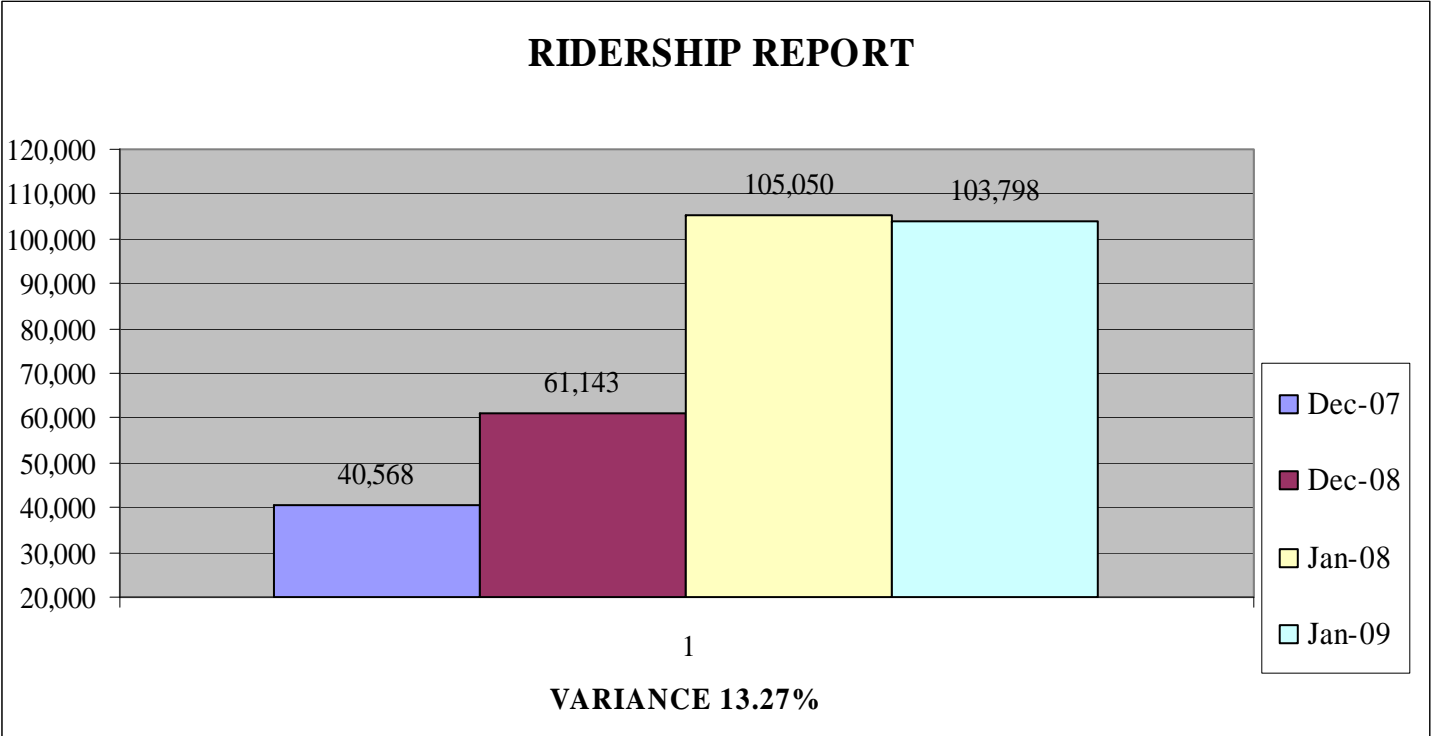
- **Various SLO Transit System reports-information (As attachments)**



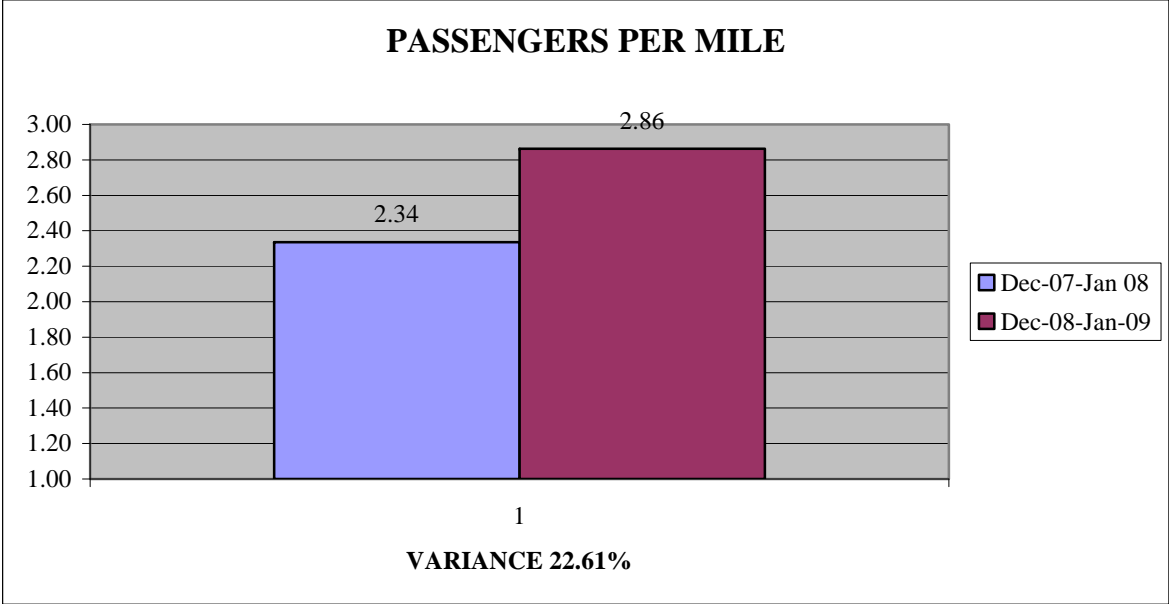
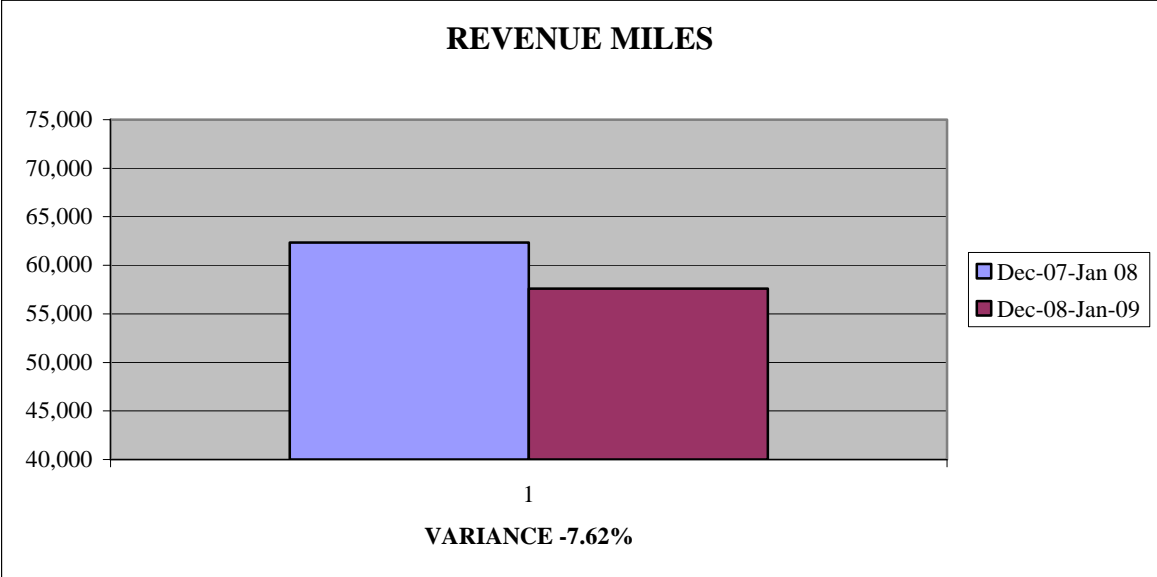
MTC AGENDA ITEMS- D-1 & 2 ATTACHMENT "A"-
MARCH 11TH-2009 REGULAR MEETING

DATE	PASSENGERS	REV MILE	PASS/MI	REV HOURS	PASS/HR	WEEKDAYS	ACCIDENTS
Dec-07	40,568	28,954.60	1.40	2,534.72	16.00	20	0
Jan-08	105,050	33,393.80	3.15	2,965.94	35.42	21	2
TOTALS	145,618	62,348.40	2.34	5,500.66	26.47	41	2
Dec-08	61,143	25,165.00	2.43	2,235.44	27.35	10	1
Jan-09	103,798	32,432.00	3.20	2,892.60	35.88	19	1
TOTALS	164,941	57,597.00	2.86	5,128.04	32.16	29	2
PERIOD	WEEKDAYS						
Dec-07-Jan 08	41						
Dec-08-Jan-09	29	-29.27%					

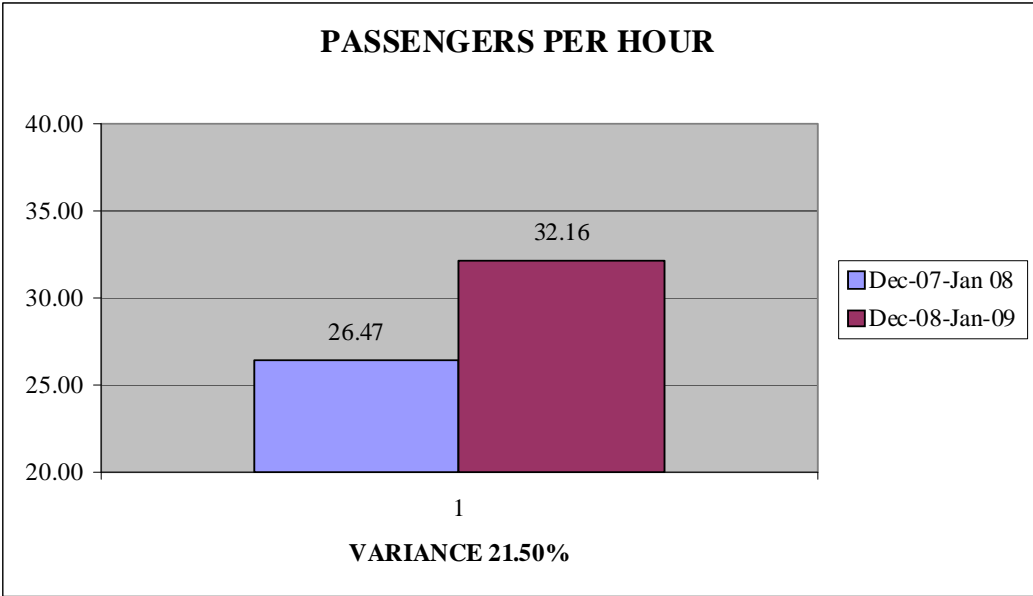
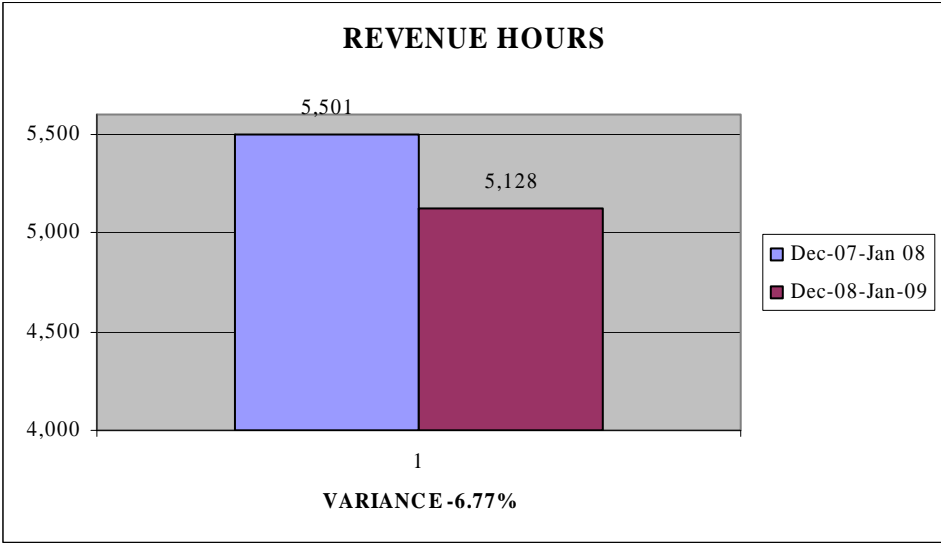
MTC AGENDA ITEMS- D-1 & 2 ATTACHMENT "A"-
MARCH 11TH-2009 REGULAR MEETING



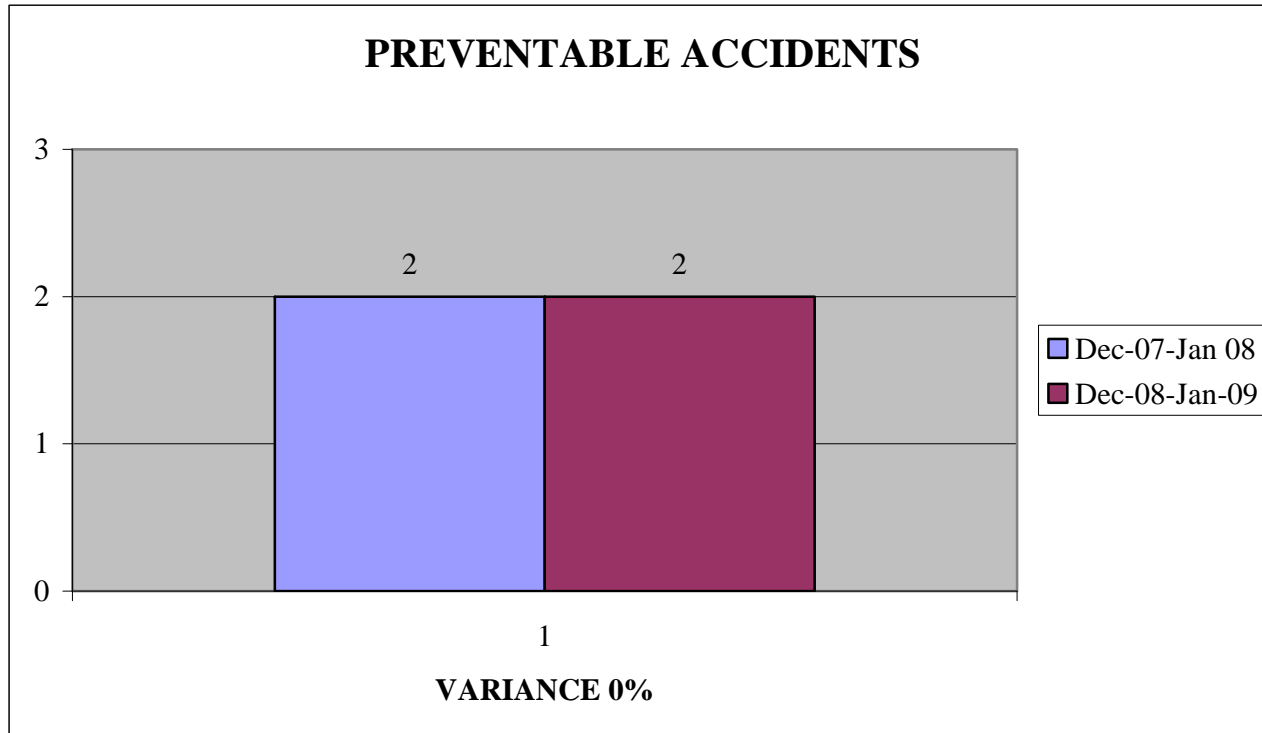
MTC AGENDA ITEMS- D-1 & 2 ATTACHMENT "A"-
MARCH 11TH-2009 REGULAR MEETING



MTC AGENDA ITEMS- D-1 & 2 ATTACHMENT "A"-
 MARCH 11TH-2009 REGULAR MEETING



MTC AGENDA ITEMS- D-1 & 2 ATTACHMENT "A"-
MARCH 11TH-2009 REGULAR MEETING



MTC AGENDA ITEMS- D-1 & 2 ATTACHMENT "A"-
MARCH 11TH-2009 REGULAR MEETING
FUEL COSTS

FY 08

GALLONS USED			
	Dec-07	Jan-08	TOTAL
DIESEL	8,558.10	9,763.00	18,321.10
CNG	0.00	0.00	0.00
GAS	390.90	315.10	706.00
TOTAL	8,949.00	10,078.10	19,027.10

COST			
	Dec-07	Jan-08	TOTAL
DIESEL	\$ 32,618.82	\$ 29,797.70	\$ 62,416.52
CNG	\$ -	\$ -	\$ -
GAS	\$ 1,097.37	\$ 892.37	\$ 1,989.74
TOTAL	\$ 33,716.19	\$ 30,690.07	\$ 64,406.26

COST/GAL			
	Dec-07	Jan-08	TOTAL
DIESEL	\$ 3.81	\$ 3.05	\$ 3.41
CNG	\$ -	\$ -	\$ -
GAS	\$ 2.81	\$ 2.83	\$ 2.82
TOTAL	\$ 3.77	\$ 3.05	\$ 3.38

MTC AGENDA ITEMS- D-1 & 2 ATTACHMENT “A”-
MARCH 11TH-2009 REGULAR MEETING

FY 09

GALLONS USED			
	Dec-08	Jan-09	TOTAL
DIESEL	7,639.00	10,228.40	17,867.40
CNG	0.00	0.00	0.00
GAS	244.00	344.40	588.40
TOTAL	7,883.00	10,572.80	18,455.80

COST SUMMARY			
	Dec-08	Jan-09	TOTAL
DIESEL	\$ 14,442.90	\$ 19,730.03	\$ 34,172.93
CNG	\$ -	\$ -	\$ -
GAS	\$ 321.83	\$ 552.04	\$ 873.87
TOTAL	\$ 14,764.73	\$ 20,282.07	\$ 35,046.80

	Dec-08	Jan-09	TOTAL
DIESEL	\$ 1.89	\$ 1.93	\$ 1.91
CNG	\$ -	\$ -	\$ -
GAS	\$ 1.32	\$ 1.60	\$ 1.49
TOTAL	\$ 1.87	\$ 1.92	\$ 1.90

MTC AGENDA ITEMS- D-1 & 2 ATTACHMENT "A"-
MARCH 11TH-2009 REGULAR MEETING

DIESEL COMPARISONS				
	GAL	AMT	COST/GAL	Cost/Variance
Dec-07-Jan-08	18,321.10	\$ 62,416.52	\$ 3.41	
Dec-08-Jan-09	17,867.40	\$ 34,172.93	\$ 1.91	-43.86%

DIESEL/GASOLINE				
	GAL	AMT	COST/GAL	Cost/Variance
Dec-07-Jan-08	19,027.10	\$ 64,406.26	\$ 3.38	
Dec-08-Jan-09	18,455.80	\$ 35,046.80	\$ 1.90	-43.90%

MTC AGENDA ITEMS- D-1 & 2 ATTACHMENT "A"-
MARCH 11TH-2009 REGULAR MEETING
CONTRACTOR REPORT CARD

DESCRIPTION	SECTION	INCENTIVE	DAMAGE	AMOUNT	PER
Revenue Miles between Preventable Accidents (ratio equals/exceeds 70,000 miles)	3.24.1.1	X		\$ 200	QUARTER
Vehicle Cleanliness pulled out of service	3.24.2.1		X	\$ 300	INCIDENT
Vehicle in service not meeting standards	3.24.2.1		X	\$ 150	INCIDENT
Unlinked trip per revenue hour decreases by 10%	3.24.2.2		X	\$ 200	MONTH
On time performance for each route (-95%)	3.24.2.3		X	\$ 500	MONTH
On time performance for each route (-90%)	3.24.2.3		X	\$ 1,000	MONTH
On time performance for each route (-85%)	3.24.2.3		X	\$ 2,000	MONTH
Late route pull penalty (10+ MIN for start of sched)	3.24.2.4		X	\$ 250	INCIDENT
Off Route penalty	3.24.2.5		X	\$ 250	INCIDENT
Failure to complete route	3.24.2.6		X	\$ 250	INCIDENT
Missed service stops	3.24.2.7		X	\$ 250	STOP
Unsatisfactory CHP inspection	3.24.2.8		X	\$ 250	INSPECTION
Unsatisfactory CHP inspection	3.24.2.8		X	\$ 250	BUS
Unsatisfactory CHP inspection (SERVICE TERMINATED)	3.24.2.8		X	\$ 500	INCIDENT
Operations and facility cleanliness	3.24.2.9		X	\$ 250	DAY
Failure to employ management (Resdient, Maintenance, Operations supervisor)	3.24.2.10		X	\$ 150	DAY/POSITION
Failure to report penalty or damage	3.24.2.11		X	\$ 100	INCIDENT
Submitted reports late (INCLUDES INVOICE)	3.24.2.12		X	\$ 50	REPORT/DAY LATE
Unresolved complaints	3.24.2.13		X	\$ 150	COMPLAINT
Uniform/dress code	3.24.2.14		X	\$ 10	INCIDENT
Preventative Maintenance inspections	3.24.2.15		X	\$ 100	INSPECTION DUE
Inoperative wheel chair lifts PUT IN SERVICE	3.24.2.16		X	\$ 200	INCIDENT
Revenue miles between preventative accidents (Ratio less than 5,000 Miles)	3.24.2.17		X	\$ 500	QUARTER
Vehicle miles between road and service calls (Ratio less 4,000 miles)	3.24.2.18		X	\$ 0.01	x System miles/Month
By-passed passenger	3.24.2.19		X	\$ 75	INCIDENT
Bus leaving stop 2 min or more early	3.24.2.19		X	\$ 75	STOP
Failure to announce bus stops	3.24.2.20		X	\$ 75	STOP
TOTALS					

MTC AGENDA ITEMS- D-1 & 2 ATTACHMENT "A"-
MARCH 11TH-2009 REGULAR MEETING

DESCRIPTION	AMOUNT	PER	Dec-08	Jan-09	YTD TOTALS
Revenue Miles between Preventable Accidents (ratio equals/exceeds 70,000 miles)	\$ 200	QUARTER	\$ -	\$ -	\$ -
Vehicle Cleanliness pulled out of service	\$ 300	INCIDENT	\$ -	\$ -	\$ -
Vehicle in service not meeting standards	\$ 150	INCIDENT	\$ -	\$ -	\$ -
Unlinked trip per revenue hour decreases by 10%	\$ 200	MONTH	\$ -	\$ -	\$ -
On time performance for each route (-95%)	\$ 500	MONTH	\$ -	\$ -	\$ 1,000
On time performance for each route (-90%)	\$ 1,000	MONTH	\$ -	\$ -	\$ 1,000
On time performance for each route (-85%)	\$ 2,000	MONTH	\$ -	\$ -	\$ 6,000
Late route pull penalty (10+ MIN for start of sched)	\$ 250	INCIDENT	\$ -	\$ -	\$ -
Off Route penalty	\$ 250	INCIDENT	\$ -	\$ -	\$ -
Failure to complete route	\$ 250	INCIDENT	\$ -	\$ -	\$ -
Missed service stops	\$ 250	STOP	\$ -	\$ -	\$ -
Unsatisfactory CHP inspection	\$ 250	INSPECTION	\$ -	\$ -	\$ -
Unsatisfactory CHP inspection	\$ 250	BUS	\$ -	\$ -	\$ -
Unsatisfactory CHP inspection (SERVICE TERMINATED)	\$ 500	INCIDENT	\$ -	\$ -	\$ -
Operations and facility cleanliness	\$ 250	DAY	\$ -	\$ -	\$ -
Failure to employ management (Resdient, Maintenance, Operations supervisor)	\$ 150	DAY/POSITION	\$ -	\$ -	\$ -
Failure to report penalty or damage	\$ 100	INCIDENT	\$ -	\$ -	\$ -
Submitted reports late (INCLUDES INVOICE)	\$ 50	REPORT/DA Y LATE	\$ -	\$ -	\$ 150
Unresolved complaints	\$ 150	COMPLAINT	\$ -	\$ -	\$ -
Uniform/dress code	\$ 10	INCIDENT	\$ -	\$ -	\$ -
Preventative Maintenance inspections	\$ 100	INSPECTION DUE	\$ -	\$ -	\$ -
Inoperative wheel chair lifts PUT IN SERVICE	\$ 200	INCIDENT	\$ -	\$ -	\$ -
Revenue miles between preventative accidents (Ratio less than 50,000 Miles)	\$ 500	QUARTER	\$ 500	\$ -	\$ 500
Vehicle miles between road and service calls (Ratio less 4,000 miles)	\$ 0.01	x System miles/Month	\$ -	\$ -	\$ -
By-passed passenger	\$ 75	INCIDENT	\$ -	\$ -	\$ -
Bus leaving stop 2 min or more early	\$ 75	STOP	\$ -	\$ -	\$ -
Failure to announce bus stops	\$ 75	STOP	\$ -	\$ -	\$ -
TOTALS			\$ 500	\$ -	\$ 8,650

Monthly Summary for December 2008

	Total	Route 1	Route 2	Route 3	Route 4	Route 5	Route 6	Route 6 A/B	Trolley	Rt 2 Evenings	Rt 3 Evenings	Rt 4A Evenings	Rt 5A Evenings	Rt 5B Evenings	Rt 6A/B Evenings	SR
1-Day Reg Pass	84	11	16	20	14	20				1	2					
3-Day Reg Pass	42	2	24	13	1	1				1						
5-Day Reg Pass	9		1	3	2	2										
7-Day Reg Pass	178	3	77	55	13	13	3	1		12	1					1
31-Day Reg Pass	1,500	165	511	340	225	193	17	5		10	17	11				6
31-Day Sr/Dis Pass	6,857	1,030	1,691	2,406	734	838	58	7		24	39	20				10
31-Day Student Pa	559	58	45	91	234	226				1	3	1				
Amtrak	3	1														
Cal Poly	21,969	463	285	507	7,300	5,451	5,720	569		25	132	835				682
CP Invalid Card	8,674	127	59	128	2,429	3,732	1,587	152			1	241				218
Gold Pass	525	72	130	87	84	107	26	3		4	2	10				
Green Commuter	56	6	6	6	15	29										
Promo Pass	97	9	30	37	8	10										
Regional Pass	1,802	147	386	590	348	298	19	6		1		5				2
Regional Transfer	357	9	54	143	84	45	2			5	10	5				
Regular Cash	11,702	1,175	2,130	2,651	1,990	2,075	80	23	1,378	49	61	77				13
Regular Pass	251	55	39	56	38	55	2	1			4	1				
SR / DIS Cash	1,638	216	323	432	350	272	17	2		10	13	1				2
SR / DIS Pass	232	73	23	54	52	29	1									
Token	734	20	409	260	20	19				2	4					
Universal Pass	745	72	224	288	74	80				1	1	6				
Total		Route 1	Route 2	Route 3	Route 4	Route 5	Route 6	Route 6 A/B	Trolley	Rt 2 Evenings	Rt 3 Evenings	Rt 4A Evenings	Rt 5A Evenings	Rt 5B Evenings	Rt 6A/B Evenings	SR
1-Day Reg Pass	0.1%	0.3%	0.2%	0.2%	0.1%	0.1%				0.3%	0.2%					
3-Day Reg Pass	0.1%	0.1%	0.4%	0.2%	0.0%	0.0%				0.3%						
5-Day Reg Pass	0.0%			0.0%	0.0%	0.0%										
7-Day Reg Pass	0.3%	0.1%	1.2%	0.7%	0.1%	0.1%	0.0%	0.1%		8.3%	0.3%					0.1%
31-Day Reg Pass	2.6%	4.5%	7.9%	4.2%	1.6%	0.2%	0.6%			6.9%	5.8%	0.9%				0.6%
31-Day Sr/Dis Pass	11.8%	27.8%	26.2%	29.5%	5.2%	6.2%	0.9%	0.9%		16.7%	13.4%	1.6%				1.1%
31-Day Student Pass	1.1%	1.6%	0.7%	1.1%	1.7%	1.7%				0.7%	1.0%	0.1%				
Amtrak	0.0%		0.0%			0.0%										
Cal Poly	37.8%	12.5%	4.4%	6.2%	52.1%	40.4%	75.9%	73.9%		17.4%	45.2%	68.7%				73.0%

	Total	Route 1	Route 2	Route 3	Route 4	Route 5	Route 6	Route 6 A/B	Trolley	Rt 2 Evenings	Rt 3 Evenings	Rt 4A Evenings	Rt 5A Evenings	Rt 5B Evenings	Rt 6A/B Evenings	SR
CP Invalid Card	14.9%	3.4%	0.9%	1.6%	17.3%	27.7%	21.1%	19.7%			0.3%	19.8%			23.3%	
Gold Pass	0.9%	1.9%	2.0%	1.1%	0.6%	0.8%	0.3%	0.4%		2.8%	0.7%	0.8%				
Green Commuter	0.1%		0.1%	0.1%	0.1%	0.2%										
Promo Pass	0.2%	0.2%	0.5%	0.5%	0.1%	0.1%		0.1%		0.7%						
Regional Pass	3.1%	4.0%	6.0%	7.2%	2.5%	2.2%	0.3%	0.8%		0.7%		0.4%			0.2%	
Regional Transfer	0.8%	0.2%	0.8%	1.8%	0.6%	0.3%	0.0%			3.5%	3.4%	0.4%				
Regular Cash	20.1%	31.7%	33.0%	32.5%	14.2%	15.4%	1.1%	3.0%	100.0%	34.0%	20.9%	6.3%			1.4%	
Regular Pass	0.4%	1.5%	0.6%	0.7%	0.3%	0.4%	0.0%	0.1%		1.4%	0.1%					
SR / DIS Cash	2.8%	5.8%	5.0%	5.3%	2.5%	2.0%	0.2%	0.3%		6.9%	4.5%	0.1%			0.2%	
SR / DIS Pass	0.4%	2.0%	0.4%	0.7%	0.4%	0.2%	0.0%									
Token	1.3%	0.5%	6.3%	3.2%	0.1%	0.1%				1.4%	1.4%					
Universal Pass	1.3%	1.9%	3.5%	3.5%	0.5%	0.6%				0.7%	0.3%	0.4%				
Free Riders	920	142	139	204	136	161	22	10	94	1	4	7				
Newcomer																
SLO Transfers	2,107	111	660	791	323	179	18	4		17	2					
Youth	2	1		1												
Revenue	58,114	3,707	6,463	8,165	14,016	13,496	7,534	770	1,378	144	292	1,215			934	
Non-Revenue	3,029	254	799	996	459	340	40	14	94	1	21	9			2	
	61,143	3,961	7,262	9,161	14,475	13,836	7,574	784	1,472	145	313	1,224			936	
Total																
Bike	1,341	71	168	261	247	349	147	24		11	24	21			18	
Wheelchair	229	21	31	103	28	34				5	7					
Weekdays	42,398	2,165	3,017	3,904	11,317	10,822	7,574	611	370	145	313	1,224			936	
Saturdays	2,167	408	512	450	385		173	239								
Sundays	16,578	1,796	3,837	4,745	2,708	2,629		863								
RVM	25,429.00	2,482.00	3,397.00	3,599.00	5,620.00	5,815.00	1,403.00	312.00	1,034.00	270.00	356.00	568.00			309.00	264.00
Non-RVM	1,225.00	113.00	120.00	183.00	235.00	220.00	100.00	23.00	127.00	29.00	35.00				40.00	

Total Miles	26,654.00	2,595.00	3,517.00	3,782.00	5,855.00	6,035.00	1,503.00	335.00	1,161.00	270.00	385.00	603.00	349.00	264.00
RVH	2,235.44	247.94	322.80	313.20	446.30	455.40	173.20	35.60	105.50	20.00	22.80	48.50	44.20	
Non-RVH	125.63	14.74	15.80	20.10	23.30	22.50	8.72	2.32	11.15		2.50	2.00	2.50	
Total Hours	2,361.07	262.68	338.60	333.30	469.60	477.90	181.92	37.92	116.65	20.00	25.30	50.50	46.70	
Total Riders/TVH	25.90	15.08	21.45	27.49	30.82	28.95	41.63	20.68	12.62	7.25	12.37	24.24	20.04	
Total Riders/TVM	2.29	1.53	2.06	2.42	2.47	2.29	5.04	2.34	1.27	0.54	0.81	2.03	2.68	
Total Riders/RVH	27.35	15.98	22.50	29.25	32.43	30.38	43.73	22.02	13.95	7.25	13.73	25.24	21.18	
Total Riders/RVM	2.40	0.24	0.28	0.33	0.30	0.27	0.60	0.12	0.19	0.06	0.10	0.24	0.32	
Rev Riders/TVH	24.61	14.11	19.09	24.50	29.85	28.24	41.41	20.31	11.81	7.20	11.54	24.06	20.00	
Rev Riders/TVM	2.18	1.43	1.84	2.16	2.39	2.24	5.01	2.30	1.19	0.53	0.76	2.01	2.68	
Rev Riders/RVH	26.00	14.95	20.02	26.07	31.40	29.64	43.50	21.63	13.06	7.20	12.81	25.05	21.13	
Rev Riders/RVM	2.29	0.22	0.25	0.30	0.29	0.26	0.59	0.12	0.18	0.06	0.09	0.23	0.32	
Avg Fare/Cash Rid	0.69													
Avg Fare/Cash Tol	2.60													
Avg Fare/Regular	1.10													
Avg Fare/Cash Sr	0.60													
Avg Fare/RTA Cas	0.75													
Avg Fare/Rev Rider	0.74													
Avg Fare/All Riders	0.70													
Avg Fare/RVM	1.69													
Avg Fare/RVH	19.21													
1-Day Reg Pass	0.11													
7-Day Reg Pass	0.56													
31-Day Reg Pass	0.54													
31-Day Sr/Djs Pass	0.22													
31-Day Student Pa	1.15													

	Total	Rev	Non-Rev
			2
Weekday	13,992	13,400	592
Saturday	1,308	1,236	73
Sunday	11,354	10,794	560

	Total	Rev	Non-Rev
			2
Weekday	1,262	1,201	61
Saturday	122	115	7

41	Actualy Collected	Deposited	Difference	Variance
Fare Box Calcs	11,331.78	11,325.72	-6.06	-0.05%

Invoice Request for December 2008

	Total
Route 1	6,195.07
Route 2	8,478.91
Route 3	8,983.10
Route 4	14,027.52
Route 5	14,514.24
Route 6	3,501.89
Route 6 A/B	778.75
Trolley	2,580.86
Route 2 Evening	673.92
Route 3 Evening	888.88
Route 4A Evening	1,417.73
Route 5A Evening	0.00
Route 5B Evening	0.00
Route 6 A/B Evening	771.26
Sub Total	\$62,811.83
Fixed Fee First Transit	73,887.00
Fuel	14,764.73
Non-Fuel	16,014.95
Sub Total	\$104,666.68
Grand Total	\$167,478.51

Passes Sold

	1 - Day	3 - Day	5 - Day	7 - Day
City of San Luis Obispo	3	0	0	10
First Transit	24	6	1	0

Revenue Collected for December 2008

	Total
Amtrak	3.00
Gold Pass	525.00
Green Commuter	56.00
Promo Pass	97.00
Regional Tran	267.75
Token	734.00
Universal Pass	186.25
31-Day Reg Pass	810.00
31-Day Sr/Dis Pass	1,480.00
31-Day Student Pass	760.00
1-Day Reg Pass	9.00
7-Day Reg Pass	100.00
Cal Poly	27,638.33
Fixed Route - Collected	11,410.75
Trolley - Collected	344.00
Grand Total	\$44,421.08

Odometer Reading

Type	Total Miles
Dead Head	1,225
Revenue	25,165
Shadow	264

GFI Collected for December 2008

	Total
Amtrak	1.00
Promo	70.00
RTA Transfer	331.00
Token -New	723.00
Universal - New	3,162.00
Universal -old	74.00
Grand Total	4,361.00

Monthly Summary for January 2009

	Total	Route 1	Route 2	Route 3	Route 4	Route 5	Route 6	Route 6 A/B	Trolley	Rt 2 Evenings	Rt 3 Evenings	Rt 4A Evenings	Rt 5A Evenings	Rt 5B Evenings	Rt 6A/B Evenings	Other
1-Day Reg Pass	172	20	40	42	34	34	1	1								
3-Day Reg Pass	78	2	28	24	14	4	4					2				
5-Day Reg Pass	31	4	13	1	5	3	2		3							
7-Day Reg Pass	60	8	14	11	11	12	3	1								
31-Day Reg Pass	1,441	154	484	396	201	154	4	7		16	9	12			2	2
31-Day Sr/Dis Pass	7,334	1,046	1,849	2,577	806	820	75	27		37	58	22			9	8
31-Day Student Pa	851	62	41	97	332	313	2	1		1	1	1				
Amtrak	13			1		11										
Cal Poly	42,510	825	513	880	12,321	11,439	1,085			57	253	1,452	21		2,011	5
CP Invalid Card	30,591	273	102	253	9,930	10,428	7,273	971		1	3	976		8	360	13
Gold Pass	616	86	189	79	95	101	31	6		4	8	14			2	1
Green Commuter	45	3	2	2	2	38										
Promo Pass	295	18	76	61	65	65	2	1		2	3	2				
Regional Pass	2,148	169	431	764	373	346	23	6		3	24	6			2	1
Regional Transfer	322	17	40	138	73	36	5	1		2	9					
Regular Cash	10,883	1,131	1,732	2,217	2,007	2,138	240	67	979	59	78	125		4	42	69
Regular Pass	292	49	38	49	43	79	13	1		9	11					
SR / DIS Cash	1,846	218	416	509	323	324	17	2		5	21	4			3	4
SR / DIS Pass	175	59	27	40	13	32	1	1							1	1
Token	816	13	454	316	11	20										
Universal Pass	699	68	192	246	89	88	1			1	5	7			1	1
Total		Route 1	Route 2	Route 3	Route 4	Route 5	Route 6	Route 6 A/B	Trolley	Rt 2	Rt 3	Rt 4A	Rt 5A	Rt 5B	Rt 6A/B	Other
1-Day Reg Pass	0.2%	0.5%	0.6%	0.5%	0.1%	0.1%	0.0%	0.0%								
3-Day Reg Pass	0.1%	0.0%	0.4%	0.3%	0.1%	0.0%	0.0%									
5-Day Reg Pass	0.0%	0.1%	0.2%	0.0%	0.0%	0.0%	0.0%									0.1%
7-Day Reg Pass	0.1%	0.2%	0.2%	0.1%	0.0%	0.0%	0.0%		1.5%							
31-Day Reg Pass	1.4%	3.6%	7.2%	4.6%	0.8%	0.6%	0.0%	0.3%		8.0%	1.9%	0.5%			0.1%	1.9%
31-Day Sr/Dis Pass	7.2%	24.8%	27.7%	29.6%	3.0%	3.1%	0.4%	1.2%		18.5%	12.1%	0.8%			0.4%	7.5%
31-Day Student Pass	0.8%	1.5%	0.6%	1.1%	1.2%	1.2%	0.0%	0.0%		0.5%	0.2%	0.0%				
Amtrak	0.0%			0.0%		0.0%										
Cal Poly	42.0%	19.5%	7.7%	10.1%	46.1%	43.2%	60.2%	49.8%		28.5%	52.8%	55.3%	100.0%		82.7%	4.7%

	Total	Route 1	Route 2	Route 3	Route 4	Route 5	Route 6	Route 6 A/B	Trolley	Rt 2 Evenings	Rt 3 Evenings	Rt 4A Evenings	Rt 5A Evenings	Rt 5B Evenings	Rt 6A/B Evenings	Other
CP Invalid Card	30.2%	6.5%	1.5%	2.9%	37.1%	39.4%	37.6%	44.6%		0.5%	0.6%	37.2%		66.7%	14.8%	12.1%
Gold Pass	0.6%	2.0%	2.8%	0.9%	0.4%	0.4%	0.2%	0.3%		2.0%	1.7%	0.5%			0.1%	0.9%
Green Commuter	0.0%	0.0%	0.0%	0.0%	0.0%	0.1%										
Promo Pass	0.3%	0.4%	1.1%	0.7%	0.2%	0.2%	0.0%	0.0%		1.0%	0.6%	0.1%				
Regional Pass	2.1%	4.0%	6.5%	8.8%	1.4%	1.3%	0.1%	0.3%		1.5%	5.0%	0.2%			0.1%	0.9%
Regional Transfer	0.3%	0.4%	0.6%	1.6%	0.3%	0.1%	0.0%	0.0%		1.0%	1.9%					0.9%
Regular Cash	10.8%	26.8%	25.9%	25.5%	7.5%	8.1%	1.2%	3.1%	100.0%	29.5%	15.2%	4.8%		33.3%	1.7%	64.5%
Regular Pass	0.3%	1.2%	0.6%	0.6%	0.2%	0.3%	0.1%	0.0%		4.5%	2.3%					
SR / DIS Cash	1.8%	5.2%	6.2%	5.8%	1.2%	1.2%	0.1%	0.1%		2.5%	4.4%	0.2%			0.1%	3.7%
SR / DIS Pass	0.2%	1.4%	0.4%	0.5%	0.0%	0.1%	0.0%	0.0%							0.0%	0.9%
Token	0.8%	0.3%	6.8%	3.6%	0.0%	0.1%				0.2%						0.9%
Universal Pass	0.7%	1.6%	2.9%	2.8%	0.3%	0.3%	0.0%	0.0%		0.5%	1.0%	0.3%			0.0%	0.9%

Free Riders	990	113	179	201	165	213	43	12	31	1	16	10			3	3
Newcomer	4	1	2			1										
SLO Transfers	2,214	111	714	775	312	213	36	13		3	21	13		2		1
Youth	4		1	2		1										

Revenue	101,218	4,222	6,682	8,703	26,748	26,485	19,345	2,178	979	200	479	2,624	21	12	2,433	107
Non-Revenue	3,212	225	896	978	477	428	79	25	31	4	37	23			5	4
Total	104,430	4,447	7,578	9,681	27,225	26,913	19,424	2,203	1,010	204	516	2,647	21	12	2,438	111

	Total	Route 1	Route 2	Route 3	Route 4	Route 5	Route 6	Route 6 A/B	Trolley	Rt 2 Evenings	Rt 3 Evenings	Rt 4A Evenings	Rt 5A Evenings	Rt 5B Evenings	Rt 6A/B Evenings	S R
Bike	2,249	97	333	298	414	604	316	30		15	31	49			62	
Wheelchair	221	13	14	81	47	58				5	2				1	

Weekdays	92,923	4,271	5,231	6,979	24,686	24,498	19,424	1,552	480	204	516	2,647	21	12	2,438	14
Saturdays	4,668	723	963	1,050	990		651	197							94	
Sundays	6,839	176	1,624	1,739	1,539	1,425	333								3	

	Total	Route 1	Route 2	Route 3	Route 4	Route 5	Route 6	Route 6 A/B	Trolley	Rt 2 Evenings	Rt 3 Evenings	Rt 4A Evenings	Rt 5A Evenings	Rt 5B Evenings	Rt 6A/B Evenings	SR
RVM	32,432.00	2,375.00	3,721.00	4,030.00	7,046.00	7,802.00	2,669.00	621.00	1,276.00	515.00	683.00	1,071.00				623.00
Non-RVM	1,525.00	116.00	118.00	176.00	241.00	293.00	184.00	46.00	154.00	57.00	68.00					72.00
Total Miles	33,957.00	2,491.00	3,839.00	4,206.00	7,287.00	8,095.00	2,853.00	667.00	1,430.00	515.00	740.00	1,139.00				695.00
RVH	2,892.60	236.67	353.32	346.78	557.49	606.94	324.76	71.20	138.00	38.00	43.32	92.15				83.98
Non-RVH	153.77	14.07	17.18	20.77	26.89	27.17	16.35	4.64	13.40	4.75	3.80					4.75
Total Hours	3,046.37	250.74	370.50	387.55	584.38	634.11	341.10	75.84	151.40	38.00	48.07	95.95				88.73
Total Riders/TVH	34.28	17.74	20.45	26.34	46.59	42.44	56.95	29.05	6.67	5.37	10.73	27.59				27.48
Total Riders/TVM	3.08	1.79	1.97	2.30	3.74	3.32	6.81	3.30	0.71	0.40	0.70	2.32				3.51
Total Riders/RVH	36.10	18.79	21.45	27.92	48.83	44.34	59.81	30.94	7.32	5.37	11.91	28.72				29.03
Total Riders/RVM	3.22	0.27	0.29	0.35	0.56	0.52	1.53	0.34	0.13	0.08	0.16	0.51				0.82
Rev Riders/TVH	33.23	16.84	18.04	23.68	45.77	41.77	56.71	28.72	6.47	5.26	9.96	27.35				27.42
Rev Riders/TVM	2.98	1.69	1.74	2.07	3.67	3.27	6.78	3.27	0.68	0.39	0.65	2.30				3.50
Rev Riders/RVH	34.99	17.84	18.91	25.10	47.98	43.64	59.57	30.59	7.09	5.26	11.06	28.48				28.97
Rev Riders/RVM	3.12	0.25	0.26	0.32	0.55	0.51	1.52	0.34	0.13	0.08	0.15	0.51				0.82
Avg Fare/Cash Rid	0.76															
Avg Fare/Cash Trol	3.66															
Avg Fare/Regular	1.12															
Avg Fare/Cash Sir	0.50															
Avg Fare/RTA Cas	0.75															
Avg Fare/Rev Rider	0.44															
Avg Fare/All Riders	0.43															
Avg Fare/RVM	1.37															
Avg Fare/RVH	15.41															
1-Day Reg Pass	0.28															
3-Day Reg Pass	0.06															
7-Day Reg Pass	1.00															
31-Day Reg Pass	0.85															
31-Day Sr/Dis Pass	0.30															
31-Day Student Pa	1.48															

Total Rev Non-Rev
2

Weekday	25,634	25,478	1,156	
Saturday	2,635	2,486	149	
Sunday	4,888	4,468	220	

Total	Rev	Non-Rev
		2
Weekday	2,392	2,277
Saturday	244	229
Sunday	411	366
Total	3,047	2,872

Total	Route 1	Route 2	Route 3	Route 4	Route 5	Route 6	Route 6 A/B	Trolley	Rt 2 Evenings	Rt 3 Evenings	Rt 4A Evenings	Rt 5A Evenings	Rt 6A/B Evenings
Training Miles													
21													

Actually Collected	Deposited	Difference	Variance
Fare Box Calcs	11,054.61	11,077.64	23.03
			0.21%

Invoice Request for January 2009

Total

Route 1	5,928.00
Route 2	9,287.62
Route 3	10,058.88
Route 4	17,586.82
Route 5	19,473.79
Route 6	6,661.82
Route 6 A/B	1,550.02
Trolley	3,184.90
Route 2 Evening	1,285.44
Route 3 Evening	1,704.77
Route 4A Evening	2,673.22
Route 5A Evening	0.00
Route 5B Evening	0.00
Route 6 A/B Evening	1,555.01

Sub Total	\$80,950.29
Fixed Fee First Transit	73,887.00
Fuel	20,282.07
Non-Fuel	6,481.57
Sub Total	\$100,650.64

Grand Total	\$181,600.93
--------------------	---------------------

Passes Sold

	1 - Day	3 - Day	5 - Day	7 - Day
City of San Luis Obispo	16	1	0	6
First Transitlet	41	10	2	0

47

Revenue Collected for January 2009

	Total
Amtrak	13.00
Gold Pass	616.00
Green Commuter	45.00
Promo Pass	295.00
Regional Tran	241.50
Token	816.00
Universal Pass	174.75
31-Day Reg Pass	1,230.00
31-Day Sr/Dls Pass	2,170.00
31-Day Student Pass	1,260.00
1-Day Reg Pass	48.00
3-Day Reg Pass	5.00
7-Day Reg Pass	60.00
Cal Poly	27,638.33
Fixed Route - Collected	10,993.75
Trolley - Collected	244.25
Grand Total	\$45,850.58

Odometer Reading

Type	Total Miles
Dead Head	1,511
Revenue	32,432
Training	21
Shadow	168

GFI Collected for January 2009

	Total
Amtrak	11.00
Promo	297.00
RTA Transfer	289.00
Token -New	853.00
Universal - New	3,077.00
Universal -old	191.00
Grand Total	4,718.00

Monthly Summary for July 2008 - January 2009

	Total	Route 1	Route 2	Route 3	Route 4	Route 5	Route 6	Route 6 A/B	Trolley	Rt 2 Evenings	Rt 3 Evenings	Rt 4A Evenings	Rt 5A Evenings	Rt 5B Evenings	Rt 6A/B Evenings	Other
Revenue Riders																
1-Day Reg Pass	1,155	118	216	318	214	222	11	20		4	6	24				2
3-Day Reg Pass	692	53	170	201	96	86	18	4		17	17	26	1			3
5-Day Reg Pass	526	58	114	136	78	84	8	11		14	13	9				1
7-Day Reg Pass	1,375	79	475	488	142	128	28	11		14	8	1				1
31-Day Reg Pass	10,850	958	3,601	2,696	1,650	1,304	130	73		117	138	108	3	1	69	2
31-Day Sr/Dis Pass	59,203	7,839	15,545	20,991	6,205	6,756	445	346		245	524	185	25	11	78	8
31-Day Student Pa	6,326	544	430	1,069	2,025	2,126	16	7		38	46	16	3	4	2	
Amtrak	62		4	14	3	39						2				
Cal Poly	231,496	5,422	2,879	5,863	69,720	67,677	53,110	7,634		216	1,296	7,581	840	354	8,899	5
CP Invalid Card	83,221	1,281	462	1,365	26,781	26,334	21,060	2,104		6	11	2,605	175	39	985	13
Gold Pass	5,206	706	1,331	782	827	1,168	137	52		59	63	58	9	2	11	1
Green Commuter	540	15	43	124	104	241	5	1		4	2		1			
Promo Pass	1,684	127	307	497	334	190	42	12		2	12	4	1		156	
Regional Pass	15,908	1,064	3,565	4,835	3,057	2,872	172	98		25	118	63	13	2	23	1
Regional Transfer	2,656	129	411	926	670	376	66	12		13	26	10	10	3	3	1
Regular Cash	91,943	7,963	13,866	17,271	16,211	17,287	1,779	693	14,781	444	585	661	41	69	223	69
Regular Pass	2,334	372	483	320	312	589	97	51		30	44	9		6	21	
SR / DIS Cash	12,870	1,697	2,270	3,770	2,471	2,248	151	61		58	114	13	1	1	11	4
SR / DIS Pass	1,235	248	283	322	148	206	4	17		1	3				2	1
Token	4,653	104	2,674	1,645	84	88		3		17	36	1				1
Universal Pass	5,012	481	1,531	1,743	520	602	28	15		30	27	25	3	1	5	1

	Total	Route 1	Route 2	Route 3	Route 4	Route 5	Route 6	Route 6 A/B	Trolley	Rt 2 Evenings	Rt 3 Evenings	Rt 4A Evenings	Rt 5A Evenings	Rt 5B Evenings	Rt 6A/B Evenings	Other
Revenue Riders Percentage																
1-Day Reg Pass	0.2%	0.4%	0.4%	0.5%	0.2%	0.2%	0.0%	0.2%		0.3%	0.2%	0.2%			0.0%	
3-Day Reg Pass	0.1%	0.2%	0.3%	0.3%	0.1%	0.1%	0.0%	0.0%		1.3%	0.6%	0.2%	0.1%		0.0%	
5-Day Reg Pass	0.1%	0.2%	0.2%	0.2%	0.1%	0.1%	0.0%	0.1%		1.0%	0.4%	0.1%			0.0%	
7-Day Reg Pass	0.3%	0.3%	0.9%	0.7%	0.1%	0.1%	0.0%	0.1%		1.0%	0.3%	0.0%			0.0%	
31-Day Reg Pass	2.0%	3.3%	7.1%	4.1%	1.3%	1.0%	0.2%	0.7%		8.7%	4.5%	0.9%	0.3%	0.2%	0.7%	1.9%
31-Day Sr/Dis Pass	11.0%	26.8%	30.7%	32.1%	4.7%	5.2%	0.6%	3.1%		18.1%	17.0%	1.6%	2.2%	2.2%	0.7%	7.5%
31-Day Student Pass	1.2%	1.9%	0.8%	1.6%	1.5%	1.6%	0.0%	0.1%		2.8%	1.5%	0.1%	0.3%	0.8%	0.0%	
Amtrak	0.0%		0.0%	0.0%	0.0%	0.0%						0.0%				
Cal Poly	43.0%	18.5%	5.7%	9.0%	53.0%	51.8%	68.7%	68.0%		16.0%	42.0%	66.5%	74.6%	71.8%	84.8%	4.7%

Total	Route 1	Route 2	Route 3	Route 4	Route 5	Route 6	Route 6 A/B	Trolley	Rt 2 Evenings	Rt 3 Evenings	Rt 4A Evenings	Rt 5A Evenings	Rt 5B Evenings	Rt 6A/B Evenings	Other
Revenue Riders Percentage															
CP Invalid Card	15.4%	4.4%	0.9%	2.1%	20.3%	20.2%	27.2%	18.7%	0.4%	0.4%	22.8%	15.5%	7.9%	9.4%	12.1%
Gift Pass	1.0%	2.4%	2.6%	1.2%	0.6%	0.9%	0.2%	0.5%	4.4%	2.0%	0.5%	0.8%	0.4%	0.1%	0.9%
Green Commuter	0.1%	0.1%	0.1%	0.2%	0.1%	0.2%	0.0%	0.0%	0.1%	0.1%	0.0%	0.1%			
Promo Pass	0.3%	0.4%	0.6%	0.8%	0.3%	0.1%	0.1%	0.1%	0.1%	0.4%	0.0%	0.1%		1.5%	
Regional Pass	3.0%	3.6%	7.0%	7.4%	2.3%	2.2%	0.2%	0.9%	1.9%	3.8%	0.6%	1.2%	0.4%	0.2%	0.9%
Regional Transfer	0.5%	0.4%	0.8%	1.4%	0.5%	0.3%	0.1%	0.1%	1.0%	0.8%	0.1%	0.9%	0.6%	0.0%	0.9%
Regular Cash	17.1%	27.2%	27.4%	26.4%	12.3%	13.2%	2.3%	100.0%	32.9%	18.9%	5.8%	3.6%	14.0%	2.1%	64.5%
Regular Pass	0.4%	1.3%	1.0%	0.5%	0.2%	0.5%	0.1%	0.5%	2.2%	1.4%	0.1%		1.2%	0.2%	
SR / DIS Cash	2.4%	5.8%	4.5%	5.8%	1.9%	1.7%	0.2%	0.5%	4.3%	3.7%	0.1%	0.1%	0.2%	0.1%	3.7%
SR / DIS Pass	0.2%	0.8%	0.6%	0.5%	0.1%	0.2%	0.0%	0.2%	0.1%	0.0%	0.0%			0.0%	0.9%
Token	0.9%	0.4%	5.3%	2.5%	0.1%	0.1%	0.0%	0.0%	1.3%	1.2%	0.0%				0.9%
Universal Pass	0.9%	1.6%	3.0%	2.7%	0.4%	0.5%	0.0%	0.1%	2.2%	0.9%	0.2%	0.3%	0.2%	0.0%	0.9%

Non-Revenue Riders															
Dump the Pump Pr	199	22	39	54	42	39		3							
Free Riders	8,554	1,157	1,529	2,177	1,254	1,626	255	276	35	77	49	5	5	46	3
Newcomer	35	3	3	6	6	10	3	3						1	
SLO Transfers	14,940	851	4,291	4,997	2,321	1,919	202	96	23	146	48	7	6	32	1
Youth	2,007	579	133	507	406	366	1	15							

Ridership Summary															
Revenue	538,947	29,258	50,660	65,376	131,652	130,623	77,307	14,781	1,350	3,088	11,406	1,126	493	10,495	107
Non-Revenue	25,735	2,612	5,995	7,741	4,029	3,960	461	276	58	223	97	12	6	79	4
564,682	31,870	56,655	73,117	135,681	134,583	77,768	11,407	15,057	1,408	3,311	11,503	1,138	499	10,574	111

Total	Route 1	Route 2	Route 3	Route 4	Route 5	Route 6	Route 6 A/B	Trolley	Rt 2 Evenings	Rt 3 Evenings	Rt 4A Evenings	Rt 5A Evenings	Rt 5B Evenings	Rt 6A/B Evenings	S R
Wheelchairs and Bicycles															
Bike	13,166	643	1,818	2,055	2,616	3,551	1,402	334	72	179	234	20	26	216	
Wheelchair	1,623	166	254	600	237	303	10	8	2	19	22			2	

Ridership by Day Type															
Weekdays	489,938	29,898	41,089	53,975	121,008	119,734	77,768	9,124	1,408	3,311	11,503	1,133	499	10,067	14
Saturdays	29,566	5,229	6,766	5,640	5,726	2,283	3,316					5		507	94
Sundays	45,178	1,972	10,337	12,376	9,033	9,123	2,334								3

	Total	Route 1	Route 2	Route 3	Route 4	Route 5	Route 6	Route 6 A/B	Trolley	Rt 2 Evenings	Rt 3 Evenings	Rt 4A Evenings	Rt 5A Evenings	Rt 5B Evenings	Rt 6A/B Evenings	SR
Productivity																
RVM	213,496.50	6,732.80	5,724.60	7,517.00	8,886.90	2,133.20	2,728.00	6,489.00	7,794.00	2,459.00	3,227.00	5,189.00	516.00	608.00	2,958.00	534.00
Non-RVM	9,762.00	705.00	824.00	1,226.00	1,903.00	1,571.00	859.00	518.00	1,001.00	249.00	311.00	121.00	131.00	131.00	343.00	
Total Miles	223,258.50	7,437.80	6,548.60	8,743.00	10,789.90	3,704.20	3,587.00	7,007.00	8,795.00	2,459.00	3,476.00	5,500.00	637.00	739.00	3,301.00	534.00
RVH	19,370.46	1,667.96	2,435.52	2,391.93	3,865.14	4,119.27	1,687.17	952.30	874.50	182.00	207.48	441.35	38.44	118.24	389.16	
Non-RVH	969.51	82.41	111.90	136.01	178.05	148.44	83.93	62.64	79.49	21.50	17.20	11.22	11.22	11.22	25.50	
Total Hours	20,339.97	1,750.37	2,547.42	2,527.94	4,043.19	4,267.71	1,771.10	1,014.94	953.99	182.00	228.98	458.55	49.66	129.46	414.66	
Total Riders/TVH	27.76	18.81	22.97	29.87	34.71	32.62	46.77	11.65	16.44	8.19	15.22	26.49	24.44	3.95	26.94	
Total Riders/TVM	2.53	1.89	2.21	2.63	2.76	2.59	5.95	1.68	1.77	0.61	1.00	2.21	1.91	0.73	3.36	
Total Riders/RVH	29.15	19.11	23.26	30.57	35.10	32.67	46.09	11.98	17.22	7.74	15.96	26.06	29.60	4.22	27.17	
Total Riders/RVM	2.64	1.90	2.20	2.66	2.78	2.58	6.11	1.76	1.93	0.57	1.03	2.22	2.21	0.82	3.57	
Rev Riders/TVH	26.50	17.27	20.54	26.71	33.68	31.66	46.49	11.46	16.14	7.85	14.19	26.26	24.18	3.90	26.73	
Rev Riders/TVM	2.41	1.73	1.98	2.35	2.68	2.52	5.92	1.66	1.74	0.58	0.93	2.19	1.89	0.72	3.33	
Rev Riders/RVH	27.82	17.54	20.80	27.33	34.06	31.71	45.82	11.79	16.90	7.42	14.88	25.84	29.29	4.17	26.97	
Rev Riders/RVM	2.52	1.75	1.97	2.38	2.69	2.51	6.07	1.73	1.90	0.55	0.96	2.20	2.18	0.81	3.55	
Avg Fare/Cash Rid	1.95															
Avg Fare/Cash Trol	0.24															
Avg Fare/Regular	1.06															
Avg Fare/Cash Sr/	0.49															
Avg Fare/RTA Cas	0.75															
Avg Fare/Rev Rider	0.54															
Avg Fare/All Riders	0.52															
Avg Fare/RVM	1.37															
Avg Fare/RVH	15.06															
1-Day Reg Pass	0.04															
3-Day Reg Pass	0.00															
5-Day Reg Pass	0.05															
7-Day Reg Pass	0.02															
31-Day Reg Pass	0.06															
31-Day Sr/Dis Pass	0.02															
31-Day Student Pa	0.10															

	Total	Rev	Non-Rev
Miles by Day Type			2
Weekday	175,384	168,111	7,273
Saturday	17,651	16,670	981

Sunday

30,224

28,716

1,508

Hours by Day Type	Total	Rev	Non-Rev
			2
Weekday	16,046	15,329	716
Saturday	1,642	1,550	93
Sunday	2,652	2,491	160

MISCELLANEOUS	Total	Route 1	Route 2	Route 3	Route 4	Route 5	Route 6	Route 6 A/B	Trolley	Rt 2 Evenings	Rt 3 Evenings	Rt 4A Evenings	Rt 5A Evenings	Rt 5B Evenings	Rt 6A/B Evenings
Training Miles	2,667														
Maint Miles	124														

Revenue Riders	Actually Collected	Deposited	Difference	Variance
Fare Box Calcs	81,811.34	82,159.36	348.02	0.43%

Invoice Request for July 2008

	Total
Route 1	41,765.07
Route 2	64,208.60
Route 3	68,682.43
Route 4	122,021.70
Route 5	130,124.47
Route 6	31,769.09
Route 6 A/B	16,196.54
Trolley	19,453.82
Route 2 Evening	6,137.66
Route 3 Evening	8,054.59
Route 4A Evening	12,951.74
Route 5A Evening	1,287.94
Route 5B Evening	1,517.57
Shadow Bus	1,332.86
Route 6 A/B Evening	7,383.17

Sub Total	\$532,887.25
Fixed Fee First Transit	49,258.00
Fuel	20,282.07
Non-Fuel	6,481.57
Sub Total	\$76,021.64
Grand Total	\$608,908.89

Promo	1,536.00
RTA Transfer	2,469.00
Token -New	4,635.00
Token-Old	93.00
Universal - New	20,948.00
Universal -old	1,205.00
Grand Total	30,919.00

Passes Sold

	1 - Day	3 - Day	5 - Day	7 - Day
City of San Luis Obispo	16	5	4	7
First Transit	65	16	3	0

Revenue Collected for July 2008

Total

Amtrak	62.00
Gold Pass	5,206.00
Green Commuter	540.00
Promo Pass	1,684.00
Regional Tran	1,992.00
Token	4,653.00
Universal Pass	1,253.00
31-Day Reg Pass	900.00
31-Day Reg Pass	1,230.00
31-Day Sr/Dis Pass	2,080.00
31-Day Sr/Dis Pass	2,170.00
31-Day Student Pass	420.00
31-Day Student Pass	1,260.00
1-Day Reg Pass	48.00
3-Day Reg Pass	20.00
3-Day Reg Pass	5.00
5-Day Reg Pass	28.00
7-Day Reg Pass	10.00
7-Day Reg Pass	60.00
Cal Poly	27,638.33
Fixed Route - Collected	83,904.75
Trolley - Collected	3,579.25
Grand Total	\$138,743.33

Odometer Reading

Type	Total Miles
Dead Head	10,211
Revenue	212,727
Maint	124
Training	2,667
Shadow	655
Total	333

GFI Collected for July 2008

Total

Amtrak	33.00
--------	-------



Executive Director's Report

March 2, 2009

STATE UPDATE

Effects of Transit Budget Cuts Felt Statewide: In the wake of the recent state budget agreement that eliminated all state funding for public transit operations, transit providers throughout California have begun enacting either fare increases or service cuts -- and, in some cases, both -- to make up for gaping shortfalls in funding. [This sample of recent media coverage](#) shows that virtually no region in the state will escape the effects of Gov. Arnold Schwarzenegger's insistence on eradicating the State Transit Assistance (STA) program, which since 1971 had been the only ongoing source of state funding for day-to-day transit operations. Legislative leaders have assured us of their intentions to work with us to establish a stable stream of state funding for transit operations. The Association's [Transit Lobby Day](#) is your chance to hold them to that promise. If you haven't yet registered, do so TODAY!

Task Force Fines Tunes Scoping Plan Strategy: The Association's Global Warming Task Force met last week to further develop its strategy recommendations for "keeping transit at the table" during the California Air Resources Board's (ARB) AB 32 Scoping Plan implementation process. The group discussed the ARB's plans for a cap-and-trade program for California, as well as the ongoing work of the SB 375 Regional Targets Advisory Committee (RTAC) which will help ARB staff to set greenhouse gas (GHG) emissions reductions targets for California's 18 regions. These targets will likely have an effect on the demand for transit services and also affect long-term land use patterns. Please contact legislative and regulatory assistant Sabrina Means at 916-446-4656 or by email at sabrina@caltransit.org with any questions.

New Coalition Seeks Association Participation: The California Transit Association has been asked to join a new national coalition organized by the South Coast Air Quality Management District "to advocate on behalf of a broad coalition of governmental environmental and transportation agencies, industry, faith, public health and environmental stakeholders for clean and efficient transportation, including infrastructure and technologies that cut air pollution, protect public health, enhance mobility, improve energy efficiency and reduce petroleum dependence." This coalition will work with Congress to improve our nation's transportation system as well as the environment. We will soon be asking the Association's legislative committee to consider joining this coalition. The next coalition meeting will be March 5, 2009. Please contact Legislative and Regulatory Assistant Sabrina Means at 916-446-4656 or by email at sabrina@caltransit.org with any questions.

ASSOCIATION NEWS AND ACTIVITIES

Deadline Nears for Lobby Day Discounted Room Rate: The deadline for discounted accommodations during Transit Lobby Day is [this Tuesday, March 3](#). To receive the discounted room The Sheraton Grand Sacramento Hotel will serve as Lobby Day headquarters. To receive the discounted room rate of \$199 for the evening of March 24, call 916-341-3627 and ask for the California Transit Association group rate. After March 3, the regular room rate is \$309 per night. More than ever, it is critical that the transit community make its voice heard on the importance of maintaining funding for operations and capital expenditures on the state level. **Transit Lobby Day**, scheduled for March 25, is our first chance to inform Sacramento policymakers about the impact these budget cuts will have on public transit's ability to operate service in communities statewide. **Therefore, it is vital that all members of the Association participate in this year's annual event.** We will be making appointments with all 120 legislators, and representatives of Governor Schwarzenegger. [Click here TODAY](#) to register.

Membership Satisfaction Survey Now Under Way: We are currently conducting our annual Membership Satisfaction Survey. It's your opportunity to provide feedback regarding your perception of the benefits of membership and the performance of the Association on your behalf. Survey feedback will be summarized and reviewed by Association Staff and the Executive Committee, and will serve to enhance Association activities for 2009 and beyond. Please [click here](#) to complete this very brief survey. Your feedback is greatly appreciated.





Funding Update

March 4, 2009

State Transit Assistance Program Distribution

As signed into law on February 20th, the Budget Act provides the State Transit Assistance (STA) Program with \$153 million for 2008-09 (down from the \$306 million provided in the budget signed last September), and eliminates STA funding through 2013.

The cuts to STA in 2008-09 can be found in [ABx3 7 \(Evans\)](#), while the elimination of the STA funding through 2013 can be found in [SBX3 2 \(Ducheny\)](#). While the STA program will remain in statute, all revenues will be diverted away from STA.

Therefore, the State Controller's Office will distribute the remaining \$76 million in STA funds for 2008-09 in installments of approximately \$25 million over the next three quarters. The final two allocations cannot be made, however, until the Controller's Office has received updated information from a "Revenue Basis" which won't be available until sometime in May.

Special Election Ballot Information

The Secretary of State's Office has posted information on the ballot measures that will be before voters to consider during the May 19th Special Election. Please click [here](#) to view the Official Voter Information Guide.

Here is a brief overview of the budget-related measures that the public will vote on:

Proposition 1A: Implements a spending cap on General fund expenditures based on the rate of growth from the last 10 years. If approved, it would extend the length of the taxes approved by the Legislature from two to five years. The measure also increases the "rainy day" fund from 5% to 12.5%.

Proposition 1B: Defers \$9.3 billion in payments, until 2011-12, due to school districts and community colleges by Proposition 98.

Proposition 1C: Allows the state lottery to be modernized and borrows against future lottery earnings.



Proposition 1D: Diverts funding from Proposition 10, which is revenue generated from the tobacco tax and used for health and human service programs to assist children under the age of 5, in order to help balance the budget.

Proposition 1E: Diverts funding from the Mental Health Services Act (Proposition 63) to help balance the budget.

Proposition 1F: preventing elected Members of the Legislature and statewide constitutional officers, including the Governor, from receiving pay raises in years when the state is running a deficit.

Please contact Legislative Advocate Gus Khouri (Gus@CalTransit.org) or Legislative and Regulatory Assistant Sabrina Means (Sabrina@CalTransit.org) or call 916-446-4656 if you have any questions.



[About Us](#)[Advocacy](#)[Events](#)[Membership](#)[News and Publications](#)

And Now, the Aftermath ...

In the wake of the recent state budget agreement that eliminated all state funding for public transit operations, transit providers throughout California have begun enacting either fare increases or service cuts -- and, in some cases, both -- to make up for gaping shortfalls in funding. This sample of recent media coverage shows that virtually no region in the state will escape the effects of Gov. Arnold Schwarzenegger's insistence on eradicating the State Transit Assistance (STA) program, which since 1971 had been the only ongoing source of state funding for day-to-day transit operations.

[BART to weigh cuts that might slow service - *Contra Costa Times*, Feb. 24](#)

[County transit agency to slash bus service - *Orange County Register*, Feb. 23](#)

[Despite stimulus money, Bay Area transit faces 'Armageddon' - *San Jose Mercury News*, Feb. 23](#)

[RTA to discuss service cutbacks - *Riverside Press-Enterprise*, Feb. 25](#)

[Rough road for riders: transit officials look at higher fares, less service - *San Diego Union Tribune*, Feb. 16](#)

[Budget woes force BBB to make cuts - *Santa Monica Daily Press*, Feb. 4](#)

[Transit to see service cuts, fare increases - *San Francisco Chronicle*, Feb. 20](#)

[Stimulus still falls short of state cuts - *San Francisco Examiner*, Feb. 26](#)


[Seniors taking a different route after bus service cut - *San Diego Union Tribune*, Feb. 21](#)

[Cuts will hurt Solano's neediest - *Vallejo Times-Herald*, Feb. 20](#)

[Benicia mayor vows to keep buses running - *Vallejo Times-Herald*, Feb. 26](#)

**A VOTE FOR THIS BUDGET
IS A VOTE TO
COMPLETELY ELIMINATE
STATE FUNDING FOR
PUBLIC TRANSIT!**

ENOUGH, ALREADY!



Is a 100-percent cut
your idea
of a “fair share”?

The budget plan on which you are about to vote carries a regrettable trend to the most reprehensible extreme imaginable. This plan doesn't just cut transit funding, it **completely eliminates** it by gutting the State Transit Assistance (STA) program – which since 1971 has been the only ongoing source of state funding for the day-to-day operations of public transit. While the governor has called for “everyone to take a little haircut,” this amounts to a full-fledged scalping.

The budget adopted in September, 2008, reflected the diversion of 85 percent of transit-dedicated funding to fill other General Fund holes. That brings the total raided from transit funding to \$3 billion in just the last two years.

STA accounts for as much as 70 percent of the total budget for some transit providers. Fare increases, service reductions and layoffs have already been enacted by many transit agencies based on the previous 85-percent reduction – nearly 2,000 jobs are already at risk in the Bay Area alone. Such drastic measures will only become more widespread should the newest proposal – **a 100-percent cut** – be adopted.

- Transit providers throughout California report that nearly 50 percent of their riders are either seniors, persons with disabilities or school children. The very people that budget crafters most want to protect are the ones who can least afford to pay and who suffer the greatest harm from the continued eradication of transit funding.
- It is utterly senseless for the Governor and Legislators to on the one hand trumpet the landmark achievements of AB 32 and SB 375 to reduce greenhouse gas emissions and promote smart growth planning, while on the other hand completely eviscerating the one service that provides the quickest and easiest means RIGHT NOW to begin achieving these goals.
- The federal stimulus package contains money for transit capital and infrastructure improvements. **It contains not a single dollar for day-to-day operations.** That's the equivalent of saying, “Here. Go build a new rail system, but good luck finding any trains or persons to drive them.” Don't be lulled into thinking that the federal package will fill in the gaps.

We get it. The state is in dire straits financially, and drastic times call for drastic measures. But transit has already borne far more than its fair share of the budget crisis.

We implore you to reject the call to eliminate state funding for transit operations, and to join us in identifying and implementing a stable, secure source of transit operations funding.



CALIFORNIA TRANSIT ASSOCIATION